

Style HP-70 Rigid Coupling

PRODUCT DESCRIPTION



2 - 16" (50 - 400 mm) Sizes

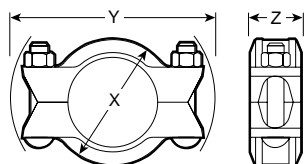


See Victaulic publication 10.01 for details.

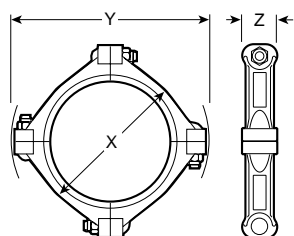
Style HP-70 is designed with a heavy housing for high pressure service. The housing key is wider than standard and the coupling housing is designed to clamp the bottom of the groove, thus providing an essentially rigid joint. It also eliminates movement at the joint. To achieve this rigidity it is necessary to torque the nuts on sizes 2 - 4" (50 - 100 mm) to 60 - 80 ft. lbs. (80 - 110 N•m). The nuts on the 14 and 16" (350 and 400 mm) sizes are torqued to 600 and 700 ft. lbs. (810 and 950 N•m), respectively. All other sizes must be bolted securely metal-to-metal.

HP-70 will greatly reduce linear or angular movement and is useful for valve connections and other points where rigidity is required. The coupling is provided with plated bolts and nuts and standard C-cross section gasket.

DIMENSIONS



2 - 12" Sizes



14 & 16" Sizes

Pipe Size		Max. Work Press. PSI* kPa	Max. End Load Lbs.* N	Allow. Pipe End # Sep. In./mm	@ Bolt/Nut No. - Size Inches mm	Dimensions Inches/millimeters			Aprx. Weight Each Lbs. kg
Nominal Diameter In./mm	Actual Out. Dia. In./mm					X	Y	Z	
2 50	2.375 60,3	1,000 6900	4430 19715	0.14 3,6	2 - 5/8 X 2 3/4	3.50 89	6.68 168	2.00 51	3.2 1,5
2 1/2 65	2.875 73,0	1,000 6900	6490 28881	0.14 3,6	2 - 5/8 X 3 1/2	4.13 105	7.13 181	2.00 51	4.0 1,8
3 80	3.500 88,9	1,000 6900	9620 42810	0.14 3,6	2 - 5/8 X 3 1/2	4.75 121	7.75 197	2.00 51	4.4 2,0
4 100	4.500 114,3	1,000 6900	15900 70755	0.25 6,4	2 - 3/4 X 4 1/4	6.00 152	9.63 245	2.13 54	7.5 3,4
6 150	6.625 168,3	1,000 6900	34470 153390	0.25 6,4	2 - 7/8 X 5 1/2	8.63 219	12.68 321	2.50 64	16.0 7,3
8 200	8.625 219,1	800 5500	46740 207995	0.25 6,4	2 - 1 X 5 1/2	11.00 279	15.00 381	2.75 70	26.1 11,8
10 250	10.750 273,0	800 5500	72640 323250	0.25 6,4	2 - 1 X 6 1/2	13.50 343	17.25 438	3.00 76	32.8 14,9
12 300	12.750 323,9	800 5500	102000 453900	0.25 6,4	2 - 1 X 6 1/2	15.63 397	19.13 486	3.13 80	46.0 20,9
14 † 350	14.000 355,6	600 4100	92360 410800	0.25 6,4	4 - 1 1/4 X 4 1/2	16.75 425	22.00 559	3.88 99	64.0 29,0
16 † 400	16.000 406,4	600 4100	120600 536400	0.25 6,4	4 - 1 1/4 X 4 1/2	18.75 476	24.13 613	3.88 99	72.0 32,7

† These sizes are not UL Listed or FM Approved.

See notes below

NOTES

* Working Pressure and End Load are total, from all internal and external loads, based on standard weight steel pipe, standard **roll** or **cut** grooved in accordance with Victaulic specifications. Contact Victaulic for performance on other pipe.

WARNING: FOR ONE TIME FIELD TEST ONLY, the Maximum Joint Working Pressure may be increased to 1 1/2 times the figures shown.

For field installation only. HP-70 couplings when sufficiently pressurized, will allow pipe ends to separate to maximum point shown before joint acts in a fully restrained manner.

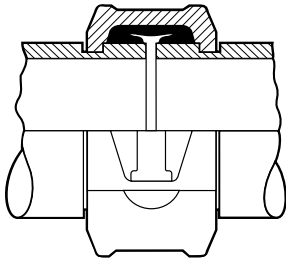
@ Number of bolts required equals number of housing segments.

Metric thread size bolts are available (color coded gold) for all coupling sizes upon request. Contact Victaulic for details.

WARNING: Depressurize and drain the piping system before attempting to install, remove, or adjust any Victaulic piping products.



MATERIAL SPECIFICATIONS



Exaggerated for clarity

Housing: Ductile iron conforming to ASTM A-395, grade 65-45-15, and ASTM A-536, grade 65-45-12.

Housing Coating: Orange enamel

• **Optional:** Hot dipped galvanized and others

Gasket: (Specify choice*)†

• **Grade “E” EPDM**

EPDM (Green color code). Temperature range -30°F to $+230^{\circ}\text{F}$ (-34°C to $+110^{\circ}\text{C}$). Recommended for cold and hot water service within the specified temperature range plus a variety of dilute acids, oil-free air and many chemical services. UL classified to ANSI/NSF 61 for cold $+86^{\circ}\text{F}$ ($+30^{\circ}\text{C}$) and hot $+180^{\circ}\text{F}$ ($+82^{\circ}\text{C}$) potable water service. NOT RECOMMENDED FOR PETROLEUM SERVICES.

• **Grade “T” nitrile**

Nitrile (Orange color code). Temperature range -20°F to $+180^{\circ}\text{F}$ (-29°C to $+82^{\circ}\text{C}$). Recommended for petroleum products, air with oil vapors, vegetable and mineral oils within the specified temperature range. Not recommended for hot water services over $+150^{\circ}\text{F}$ ($+66^{\circ}\text{C}$) or for hot dry air over $+140^{\circ}\text{F}$ ($+60^{\circ}\text{C}$).

*Services listed are General Service Recommendations only. It should be noted that there are services for which these gaskets are not recommended. Reference should always be made to the latest Victaulic Gasket Selection Guide for specific gasket service recommendations and for a listing of services which are not recommended.

†Supplemental lubricant is recommended for services installed at or continuously operating below 0°F (-18°C).

Bolts/Nuts: Heat treated carbon steel plated, track-head, conforming to physical properties of ASTM A-183 minimum tensile 110,000 psi (758340 kPa). Zinc plated to ASTM B-633.